■ Product Images

DIP8

SMD8

■ Features

- Contact Form: 2a
- Load Voltage: 100V
- Load Current: 1.1A
- Low Off-State Leakage Current: 1μA

■ Application

- Automatic Test Equipment
- Telephone Equipment
- Sensing Equipment
- Security Equipment
- I/O Modules
- Modem

■ Types

Output Rating		Marking model	Part Number	
Load voltage	Load current		DIP	SMD
100V	1.1A	MJW255	MJW255	MJW255A

Note: The "A" indicating the pin type is not marked on the product. Please refer to the ordering example model number when placing an order.

■ Dimensions

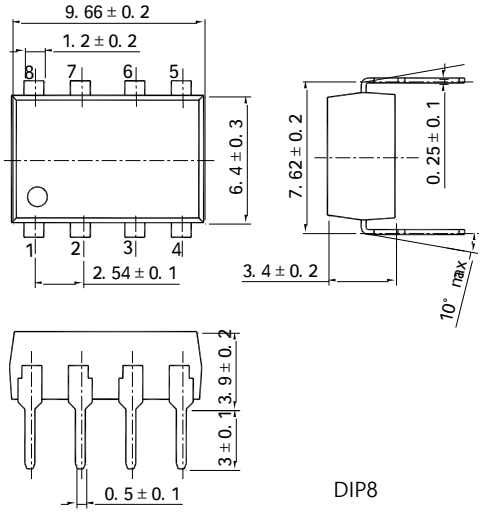

DIP8

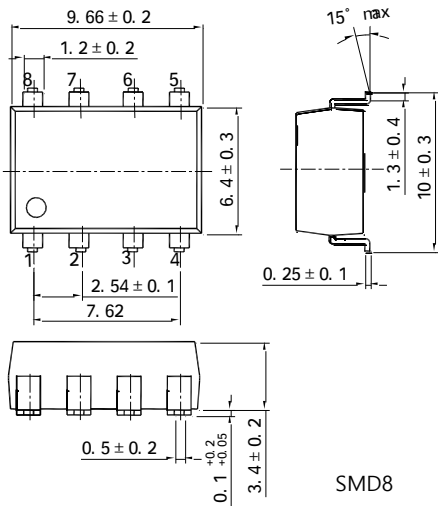

SMD8

■ Terminal Identification

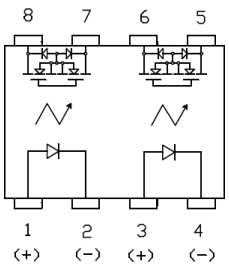

■ Wiring Diagram

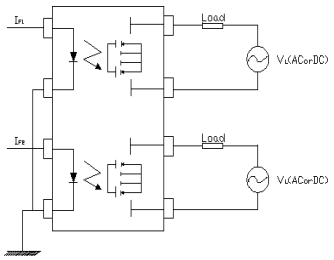

[Technical parameters (Ambient Temperature 25℃)]

■ I/O Absolute Maximum Ratings

Item			Symbol	MJW255
Operating Temperature			T_{OPR}	-40℃ ~ +85℃
Storage Temperature			T_{STG}	-40℃ ~ +100℃
Input	Continuous LED Current	MAX.	I_F	50mA
	Peak LED Current LED (f=100Hz,Duty=1%)	MAX.	I_{FP}	500mA
	LED Reverse Voltage	MAX.	V_R	5V
	Input Power Dissipation	MAX.	P_{IN}	75mW
Output	Load Voltage	MAX.	V_L	100V(AC peak or DC)
	Load Current	MAX.	I_L	1.1A
	Peak Load Current(100ms,1shot)	MAX.	I_{PEAK}	2.5A
	Output Power Dissipation	MAX.	P_{OUT}	800mW
Total Power Dissipation		MAX.	P_T	850mW
I/O Breakdown Voltage		MAX.	$V_{I/O}$	3750Vrms
I/O Breakdown Voltage (Add H)		MAX.	$V_{I/O}$	5000Vrms

■ Electrical Specifications

Item			Symbol	MJW255	Conditions
Input	LED Forward Voltage	TYP.	V_F	1.3V	I_F=10mA
		MAX.		1.5V	
	Operation LED Current	TYP.	$I_{F\ ON}$	0.5mA	
		MAX.		3mA	
	Recovery LED Voltage	MIN.	$V_{F\ OFF}$	0.5V	
Output	On-Resistance	TYP.	R_{ON}	0.27Ω	I_F=5mA,I_L= Rating, within 1 sec.
		MAX.		0.7Ω	
	Off-State Leakage Current	MAX.	I_{LEAK}	1μA	V_L=Rating
	Output Capacitance	TYP.	C_{OUT}	76pF	V_L=0V,f=1MHz
Time parameters	Turn-On Time	TYP.	T_{ON}	1.5ms	I_F=5mA,I_L=100mA
		MAX.		5ms	
	Turn-Off Time	TYP.	T_{OFF}	0.05ms	
		MAX.		0.1ms	
I/O	I/O Insulation Resistance	MIN.	$R_{I/O}$	1000MΩ	DC500V
	I/O Capacitance	TYP.	$C_{I/O}$	1.5pF	f=1MHz

■ Characteristic curve

Load current Vs. Ambient temperature
输出电流 环境温度曲线

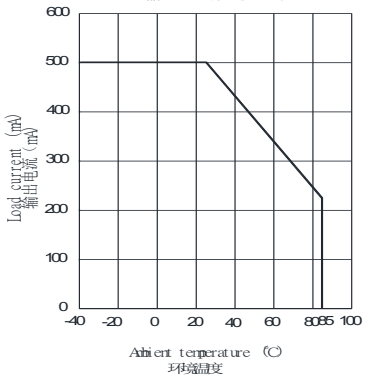

On resistance Vs. Ambient temperature
导通电阻 环境温度曲线

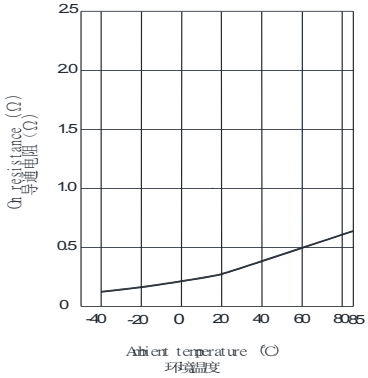

Turn on time Vs. Ambient temperature
接通时间 环境温度曲线

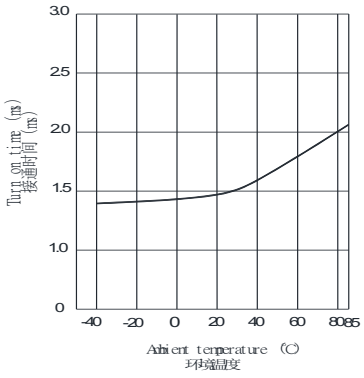

Turn off time Vs. Ambient temperature
关断时间 环境温度曲线

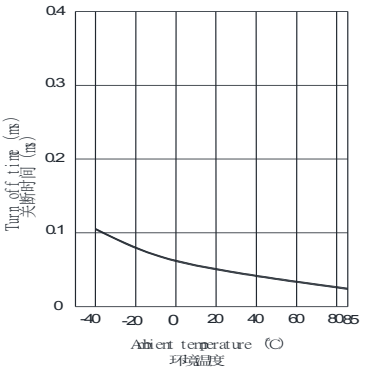

LED operate current Vs. Ambient temperature
接通电流 环境温度曲线

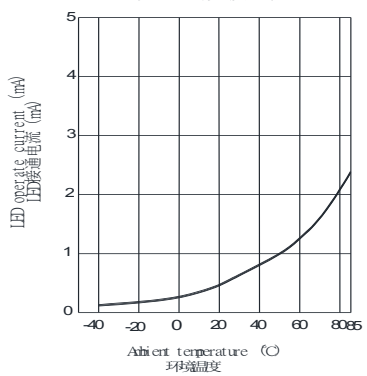

LED turn off current Vs. Ambient temperature
关断电流 环境温度曲线

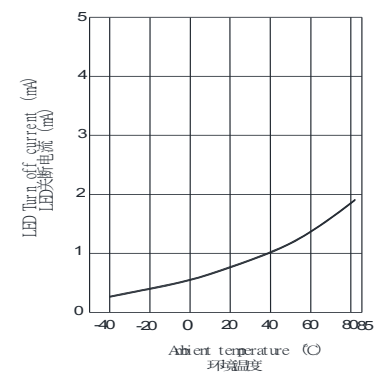

LED forward voltage Vs. Ambient temperature
LED正向电压 环境温度曲线

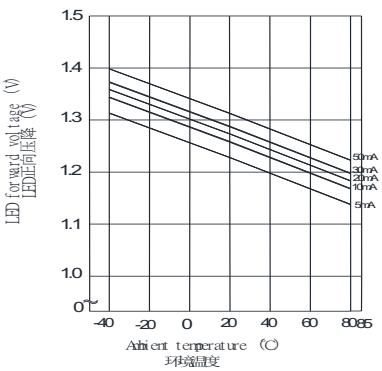

Voltage Vs. current characteristics of output at MOS portion
MOS管输出电压 输出电流曲线

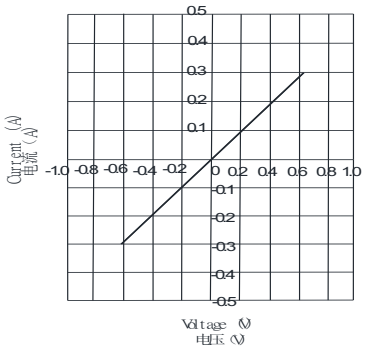

Off state leakage current Vs. Load voltage characteristics
输出漏电流 输出电压曲线

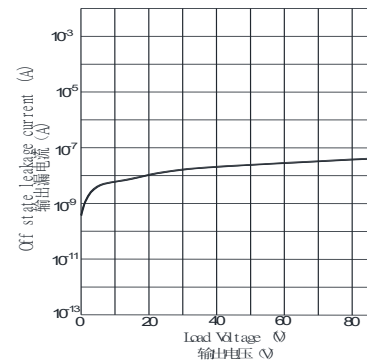

LED forward current Vs. turn on time characteristics
LED正向（工作）电流 导通时间曲线

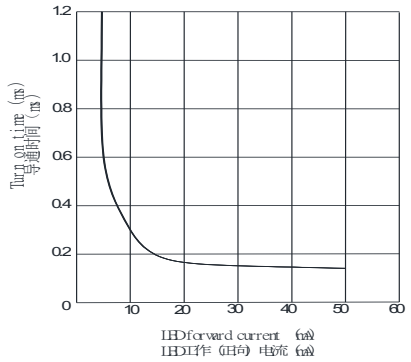

LED forward current Vs. turn off time characteristics
LED正向（工作）电流 关断时间曲线

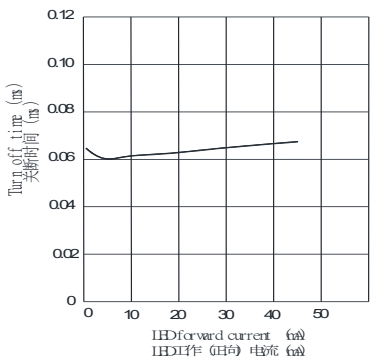
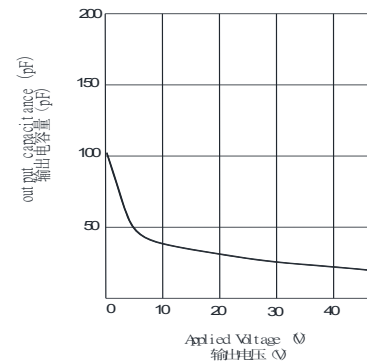
Applied voltage Vs. output capacitance characteristics
输出电压 输出电容曲线